



TÜRKİYE CUMHURİYETİ
TARIM VE ORMAN BAKANLIĞI

DEVELOPMENTS IN THE WORLD AND TURKISH HAZELNUT SECTOR

İhsan EMİRALIOĞLU
Deputy General Manager of Crop Production

Kasım 2025



T.C. TARIM VE
ORMAN BAKANLIĐI



TÜRKİYE
YÜZYILI

100
TÜRKİYE CUMHURİYETİNİN YÜZÜNCÜ YILI

FINDIK (Hazelnuts)



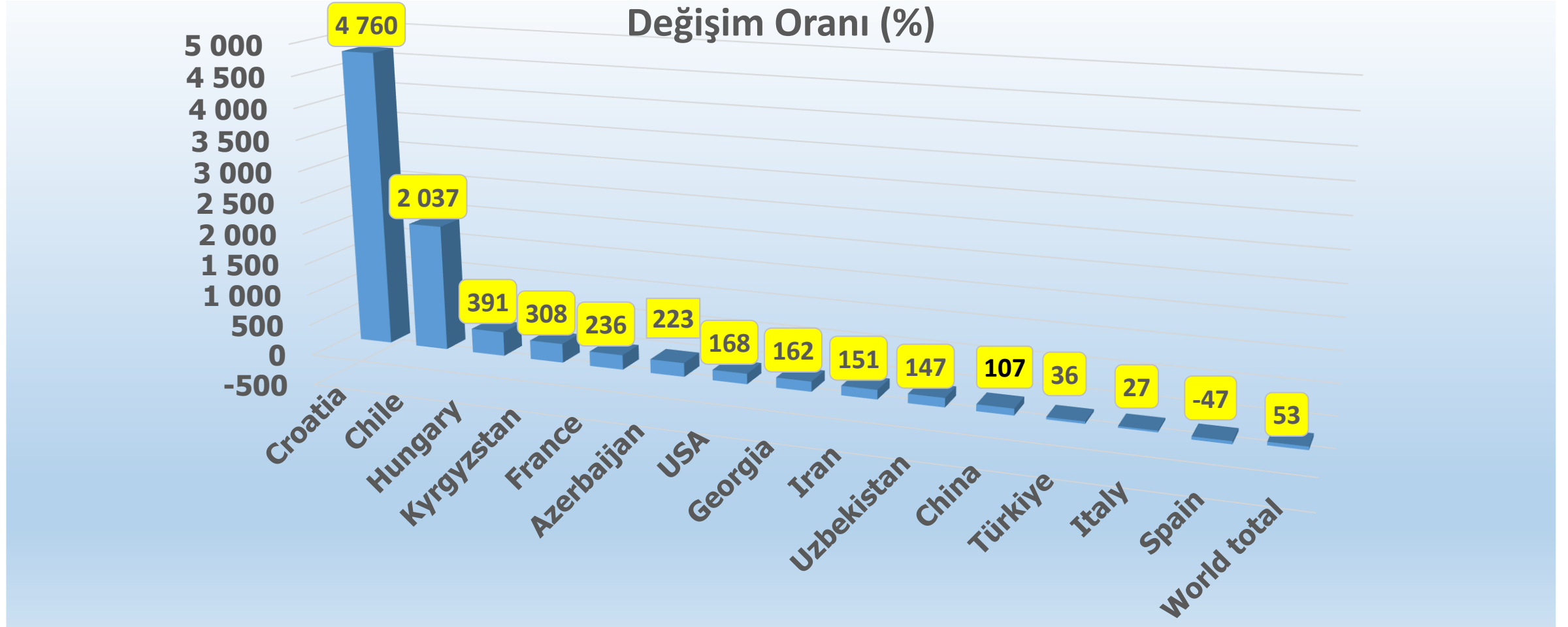


According to FAO records, the change in hazelnut areas between 2002-2023;

Countries	2000 Area (Ha)	2023 Area (Ha)	Change in hazelnut areas (%)
Croatia	179	8.700	4.760,3
Chile	1.702	36.375	2.037,2
Hungary	110	540	390,9
Kyrgyzstan	1.584	6.455	307,5
France	2.354	7.920	236,4
Azerbaijan	16.721	53.942	222,6
USA	11.473	30.756	168,1
Georgia	7.797	20.449	162,3
Iran	10.452	26.212	150,8
Uzbekistan	1.230	3.039	147,1
China	6.000	12.392	106,5
Türkiye	549.500	746.749	35,9
Italy	68.868	87.500	27,1
Spain	23.570	12.470	-47,1
World total	706.794	1.078.192	52,5

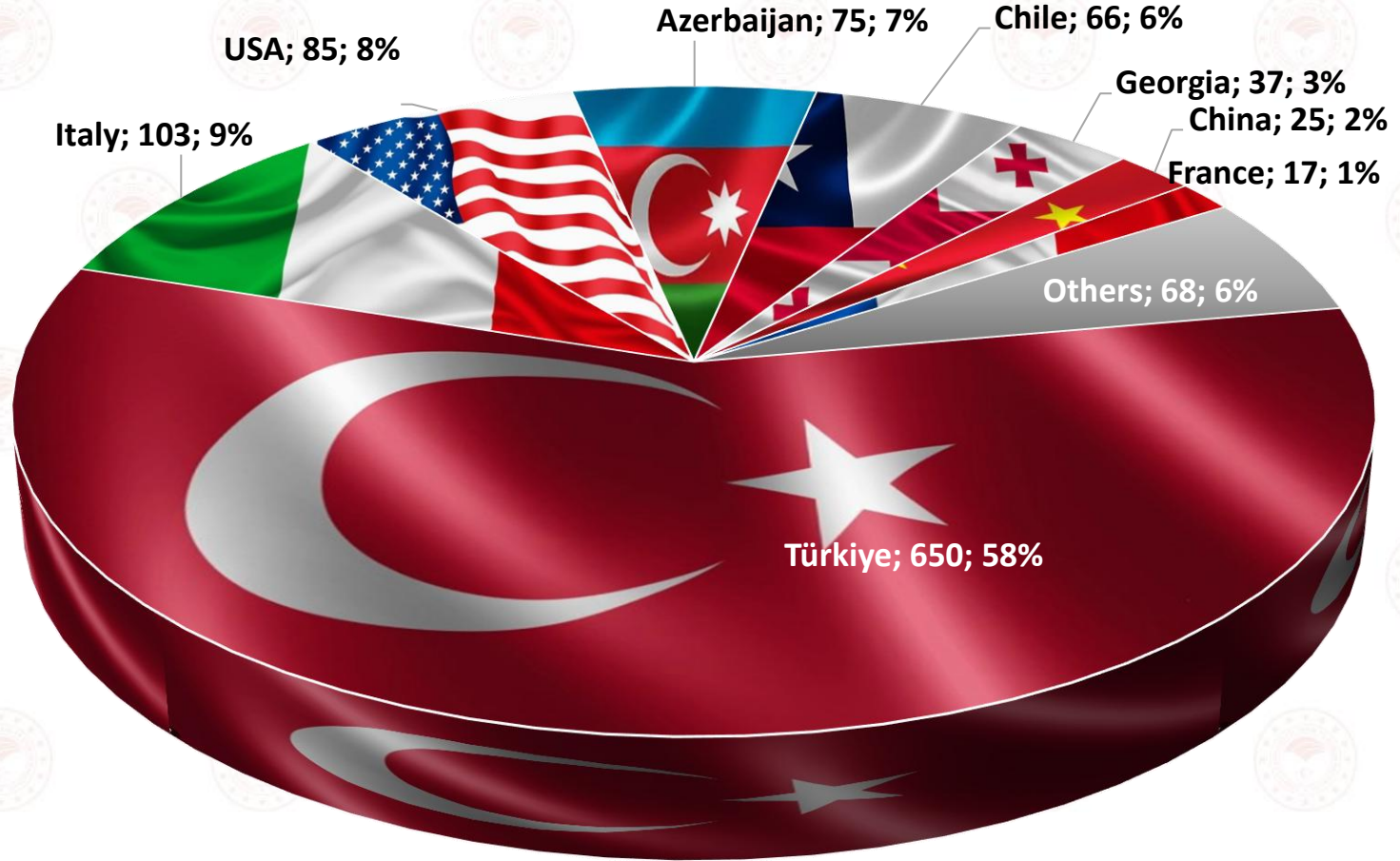


According to FAO records, the change in hazelnut areas between 2002-2023;





2023 World Hazelnuts Production (MT)





Hazelnut in Turkey

- Hazelnut production is carried out by approximately 700 thousand farmers in 42 provinces in Turkey, on an area of 744 thousand ha, and the production amount varies between 400 thousand tons and 800 thousand tons according to the years.
- The share of hazelnut production area in total usable agricultural area is 3.1% and its share in fruit area is 20%.
- The provinces and districts where hazelnut production is allowed are determined as 16 provinces and 124 districts with the BKK No. 2001/3267. The total licensed hazelnut area is approximately 520 thousand ha.
- 74% of the licensed hazelnut areas are located in the Eastern Black Sea Region and 26% in the Central and Western Black Sea Region.
- 64% of Turkey's hazelnut areas are located in the provinces of Trabzon, Giresun and Ordu.



Hazelnut in Turkey

- The number of producers registered in the farmer registration system is 543,074, the hazelnut area is 527,970 thousand ha and the average farm size is 10 decares. (2025)
- Approximately 70% of the world's hazelnut and products trade is met by our country, and 75-80% of exports are made to EU countries.
- Important countries to which exports are; Germany, Italy, France, Canada, Switzerland, Austria, Netherlands, Poland, Belgium, China.
- 56% of the product is exported as hazelnut kernels, 25% as sliced, chopped, and 19% as roasted and bleached.
- 11% of herbal products exports in 2024, which amounted to \$ 2.44 billion, belong to hazelnut products.



TURKEY HAZELNUT PRODUCTION AREA, AMOUNT AND YIELD

Years	Area (Ha)	Production (Ton)	Average yield (Kg/Ha)
2002	560.000	600.000	107
2019	734.409	776.046	105
2020	734.725	665.000	90
2021	734.725	684.000	93
2022	744.047	765.000	103
2023	746.749	650.000	87
2024	749.769	717.000	99
2025	749.769	453.000	60



HAZELNUT FOREIGN TRADE IN TURKEY

Production Season	Export			Import **	
	Quantity (ton) (in shell)	Value (1000 \$)	Issue price (\$/kg)	Quantity (ton) (in shell)	Value (1000 \$)
2002	248.136	582.829	2,35	12.078	273
2018	282.275	1.645.666	5,83	7.121	37.319
2019	321.655	2.035.788	6,33	4.457	23.018
2020	283.176	1.956.837	6,91	6.290	35.623
2021	345.792	2.262.185	6,54	5.106	27.173
2022	313.863	1.752.591	5,58	7.846	29.846
2023	284.754	1.866.942	6,55	5.625	18.330
2024	324.389	2.636.955	8,13	7.002	25.994
2025	190.232	1.619.478	8,51	5.253	18.225

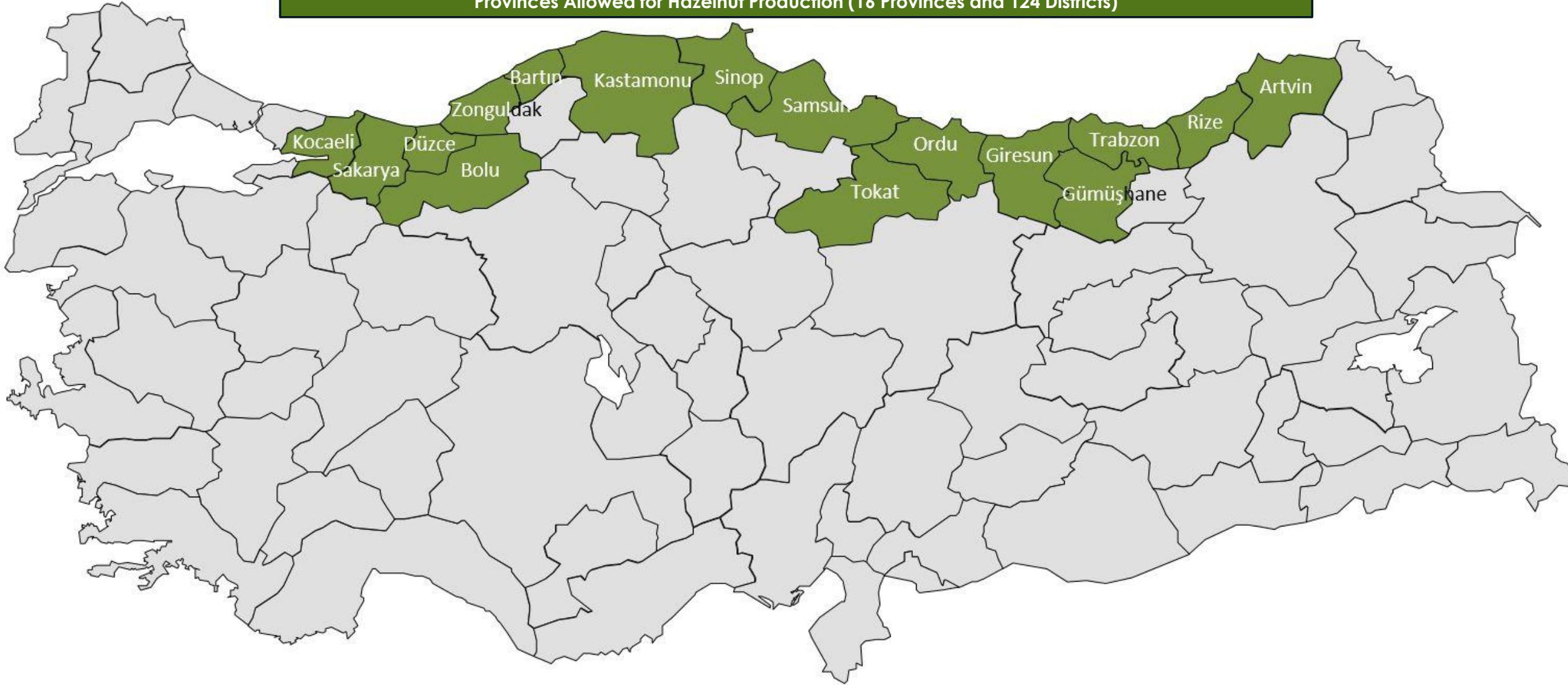


T.C. TARIM VE
ORMAN BAKANLIĞI



100
TÜRKİYE CUMHURİYETİNİN YÜZÜNCÜ YILI

Provinces Allowed for Hazelnut Production (16 Provinces and 124 Districts)





TÜRKİYE FINDIK FİYATLARI

	TL/KG	\$/KG	€/KG
GİRESUN QUALITY	200	4,73	4,10
LEVANT QUALITY	195	4,61	4,00
SİVRİ QUALITY	190	4,49	3,90

Eki.25	GİRESUN QUALITY			LEVANT QUALITY		
	TL/KG	\$/KG	€/KG	TL/KG	\$/KG	€/KG
DÜZCE CE	330 - 340	7,81 - 8,04	6,77 - 6,97	230 - 384	5,44 - 9,08	4,72 - 7,88
ORDU CE	245 - 435	5,79 - 10,29	5,03 - 8,92	200 - 399	4,73 - 9,44	4,10 - 8,18
TRABZON CE	233 - 360	5,51 - 8,51	4,78 - 7,38	198 - 366	4,68 - 8,66	4,06 - 7,51

Eki.25	NATUREL İN SHELL		
	TL/KG	\$/KG	€/KG
DÜZCE CE	443 - 736	10,48 - 17,41	9,09 - 15,10
ORDU CE	270 - 920	6,39 - 21,76	5,54 - 18,87
TRABZON CE	450 - 1.120	10,64 - 26,49	9,23 - 22,97



SUPPORT POLICY

As of the 2025 production year, the New Support Model has been adopted and the Hazelnut Area-Based Income Support has been abolished.

In 2026, the following supports will be provided by our Ministry to our producers who produce hazelnuts in licensed areas registered in the Hazelnut Registration System.

- As Basic Support : 465 TL/da,
- Organic Agriculture (Individual/Group) : 372/186 TL/da,
- Good Agricultural Practices (Individual/Group) : 186/ 93 TL/da,
- Solid Organic-Organomineral Fertilizer Support : 99,20 TL/da,
- Certified Sapling Usage Support (Standard/Certified) : 620 -1.550 TL/da,



TÜRKİYE CUMHURİYETİ
TARIM VE ORMAN BAKANLIĞI

THANK YOU FOR LISTENING