




European Commission  
Agriculture and Rural Development



# **EU-TURKEY COOPERATION SCHEME ON HAZELNUTS**

**CAPRAROLA, 28 September 2010**

**DG Agriculture and Rural Development  
European Commission**





# Topics



European Commission  
Agriculture and Rural Development

## Review of the 2009-2010 campaign

- ∅ Production
- ∅ Imports
- ∅ Intra EU-27 Trade
- ∅ Exports



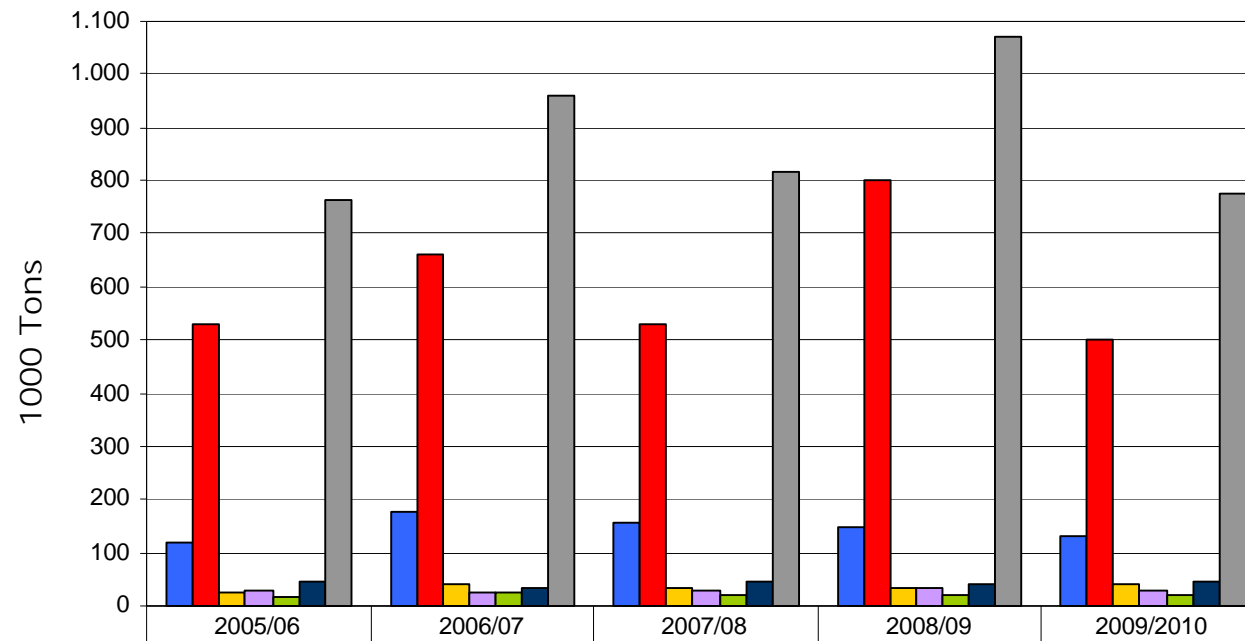


# Production



European Commission  
Agriculture and Rural Development

## Hazelnuts Production (in-shell) 2005/06 - 2009/10



European Union 27 +	120	177	156	147	133
Turkey	530	661	530	801	500
United States of America	25	41	33	31	43
Azerbaijan	28	25	27	31	30
Georgia	16	24	21	19	22
Other	45	33	47	41	46
World	764	960	815	1.070	774

17%  
65%

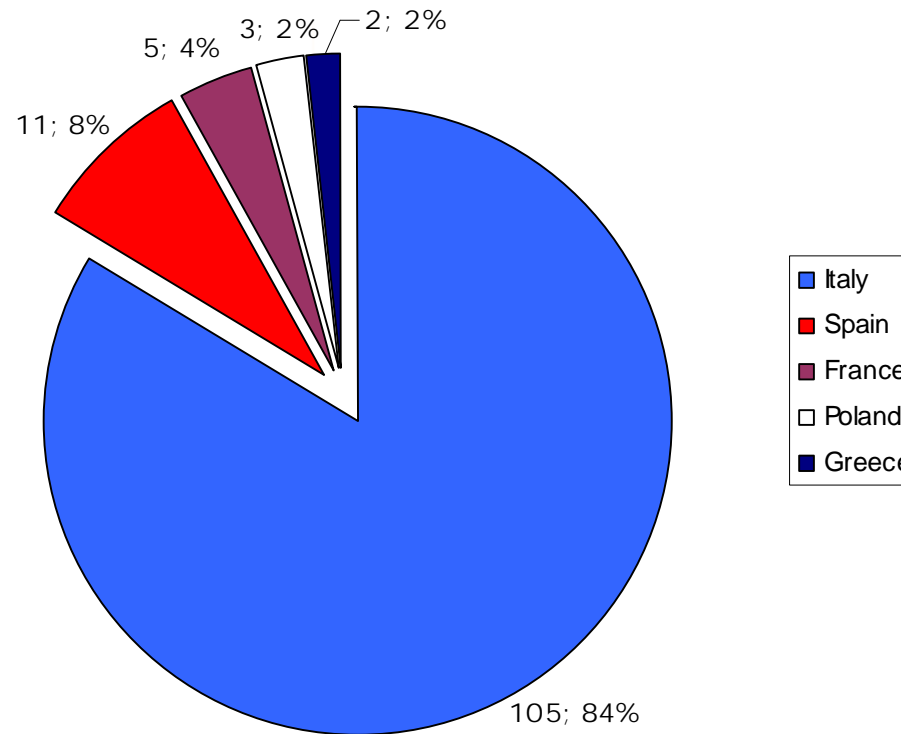


# Production




European Commission  
Agriculture and Rural Development

**EU 27 Hazelnuts production 2009 (1000 tonnes; %)**



Source: EUROSTAT, estimates for 2009

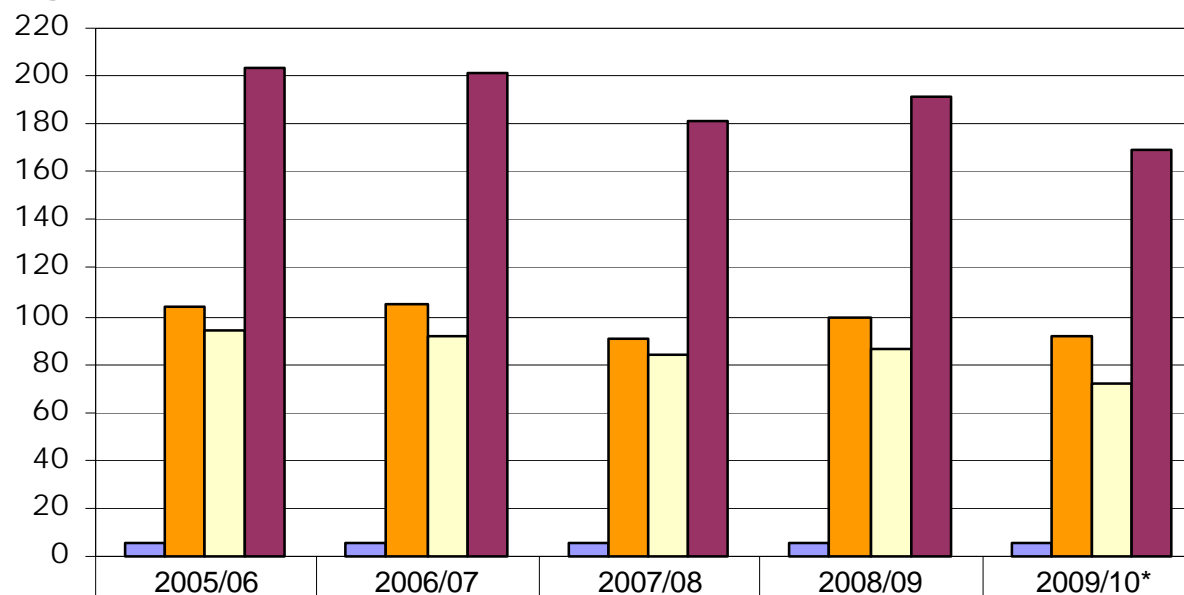


# Imports



European Commission  
Agriculture and Rural Development


## EU-27 Imports of Hazelnuts from third countries per type during the period 2005/06 - 2009/10\* (1000 Tons)



■ Hazelnuts In-Shell (CN 0802.21.00)	5	6	6	5	6
■ Hazelnuts Shelled (CN 0802.22.00)	104	105	91	100	92
■ Processed or Semi-processed Nuts (CN 2008.19.19 + CN 2008.19.95)	94	91	84	86	71
■ Total	204	202	181	191	169

Source: Comext (extraction 23/09/10)

\* Sept 2009 to Jul 2010

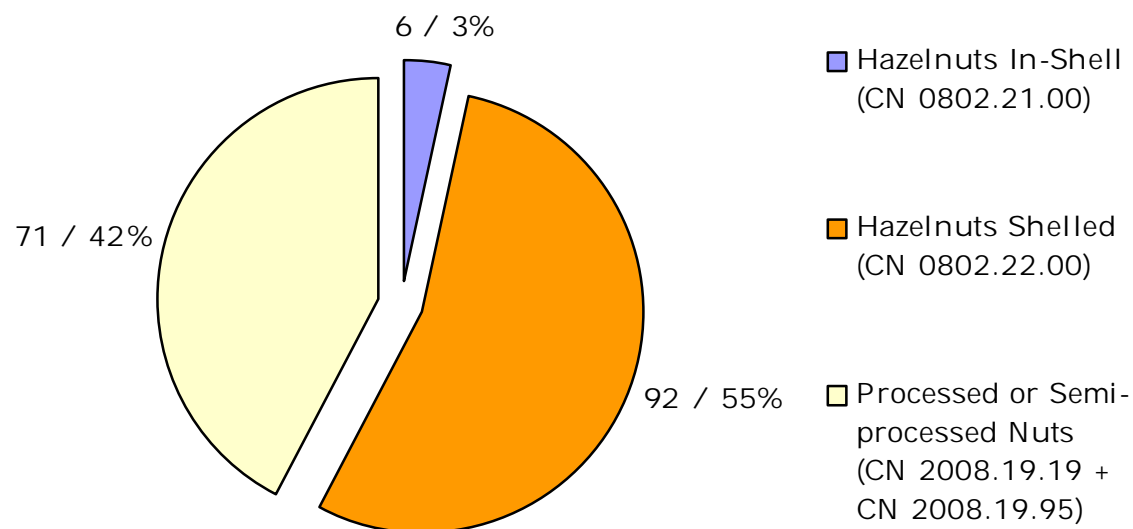


# Imports



European Commission  
Agriculture and Rural Development

## EU-27 Imports of Hazelnuts from third countries per type in 2009/10\* (1000 Tons)



Source: Comext (extraction 23/09/10)

\* Sept 2009 to Jul 2010

In 2009/10\* Turkey was the largest supplier of hazelnuts to the EU 27.

Turkey represented (in % of quantity imported):

- 2.5% for in-shell hazelnuts
- 85.5% for shelled hazelnuts
- 91.9% for processed or semi processed nuts

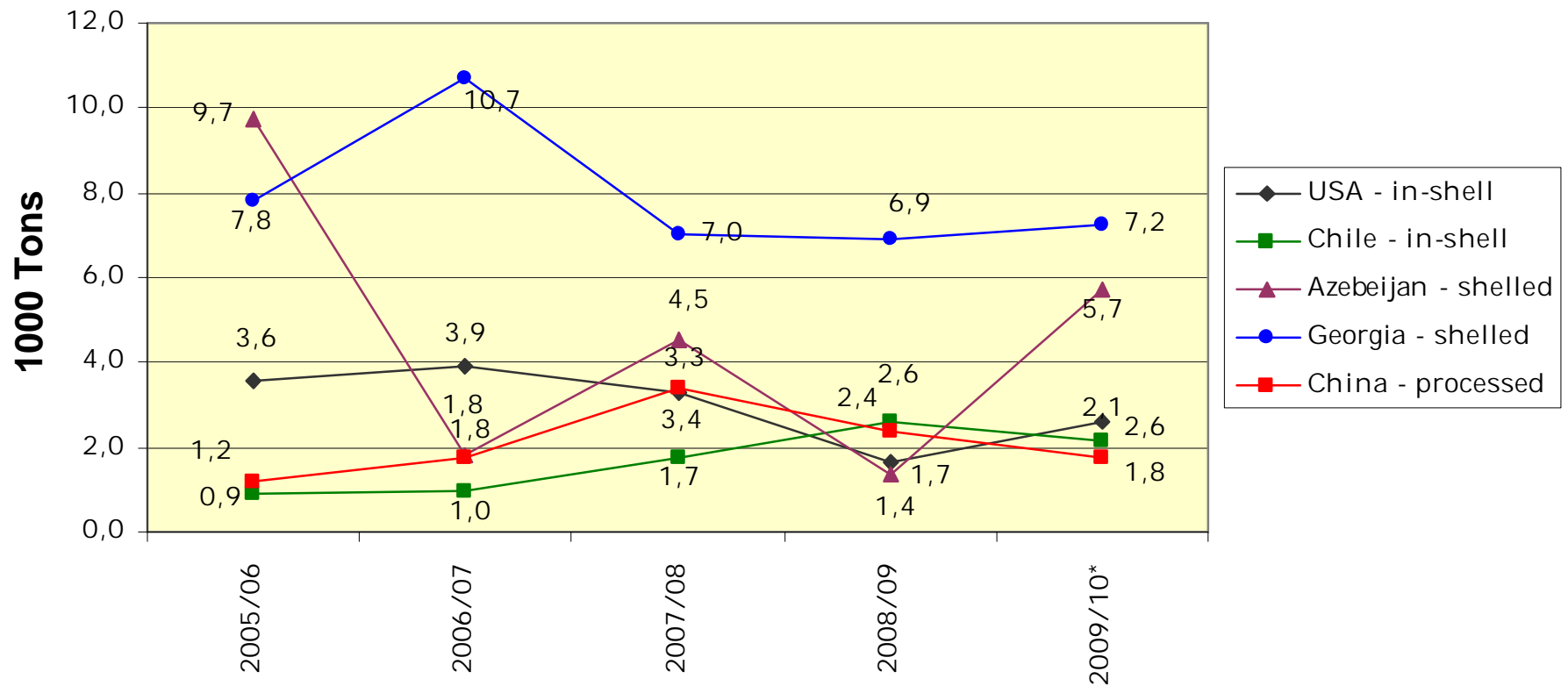


# Imports




European Commission  
Agriculture and Rural Development

## EU-27 Imports of Hazelnuts from other third countries besides Turkey (2005/06 - 2009/10\*)



Source: Comext (extraction 23/09/10)

\* Sept 2009 to Jul 2010

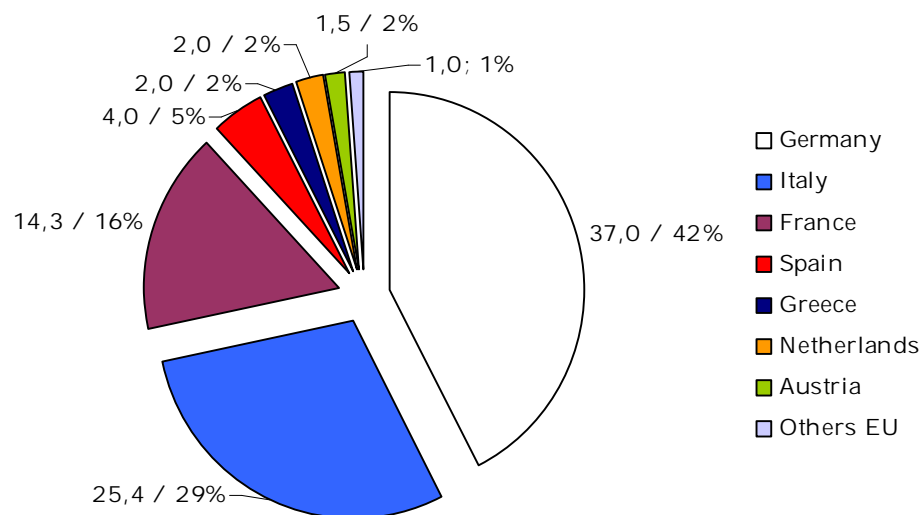


# Imports

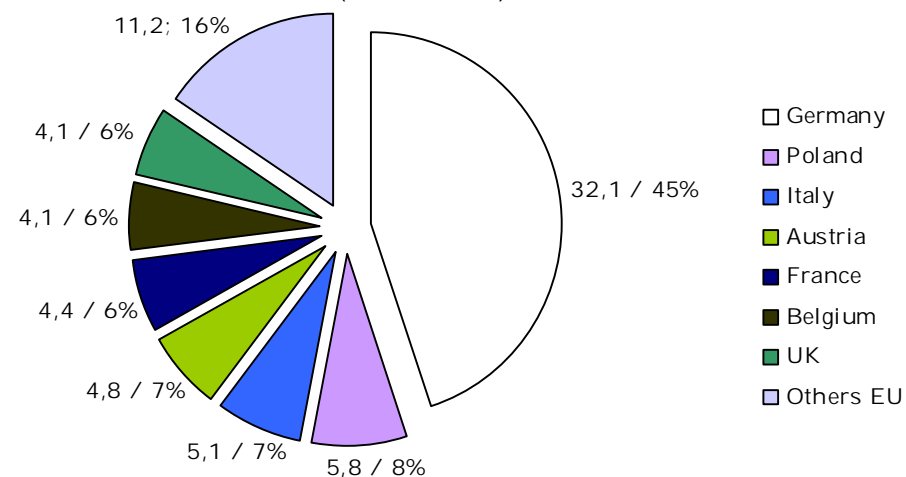


European Commission  
Agriculture and Rural Development

**EU-27 Imports of Hazelnuts from third countries (shelled) in 2009/10\*** (1000 tons; %)




**EU-27 Imports of Nuts from third countries (processed and semi-processed) in 2009/10\*** (1000 tons; %)



Source: Comext (extraction 23/09/10)

\* Sept 2009 to Jul 2010



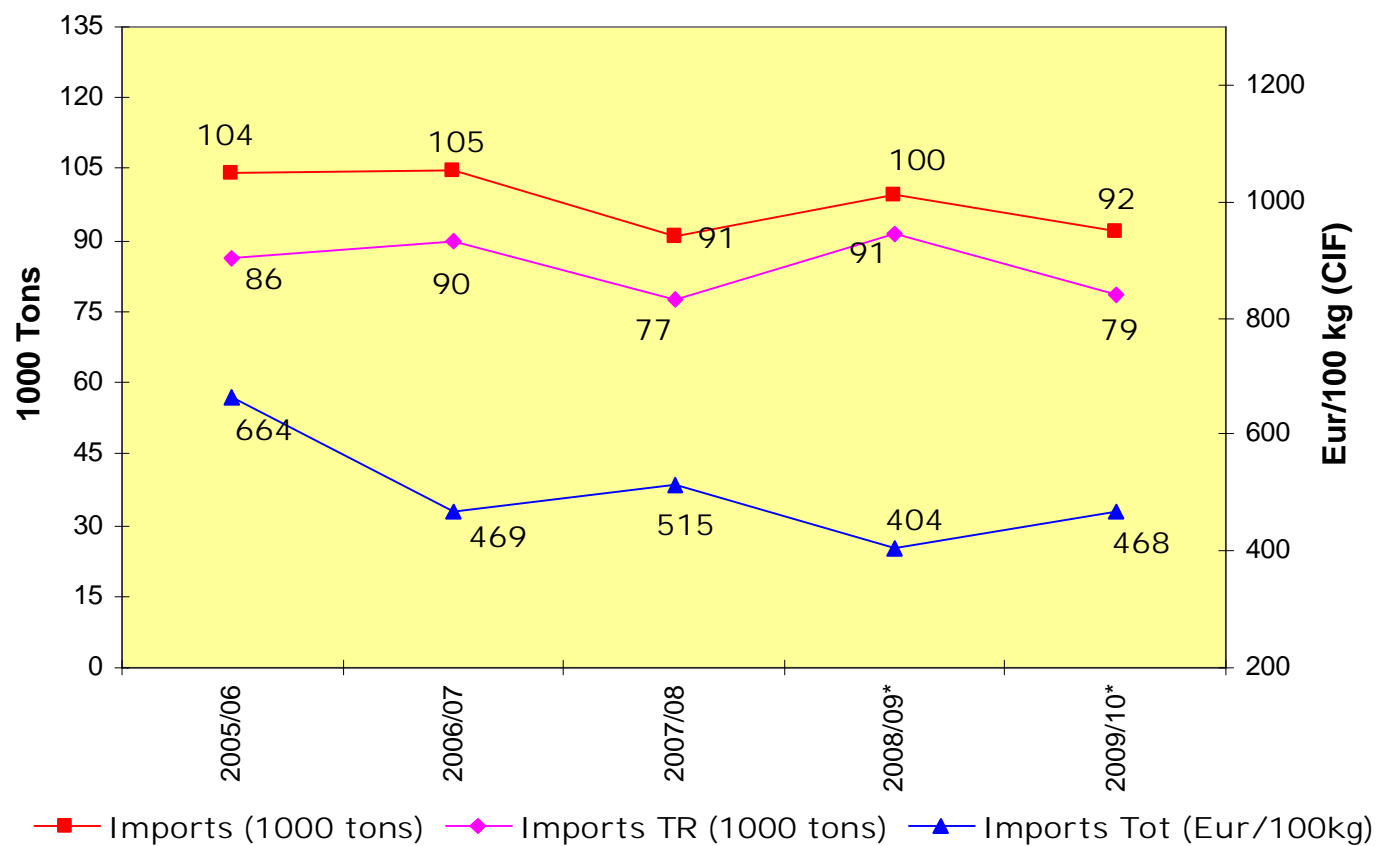


# Imports




European Commission  
Agriculture and Rural Development

**EU-27 Total Imports and Value of Imports per 100 kg  
from third countries for shelled Hazelnuts in 2005-2010\***



Source: Comext (extraction 23/09/10)

\* Sept 2009 to Jul 2010

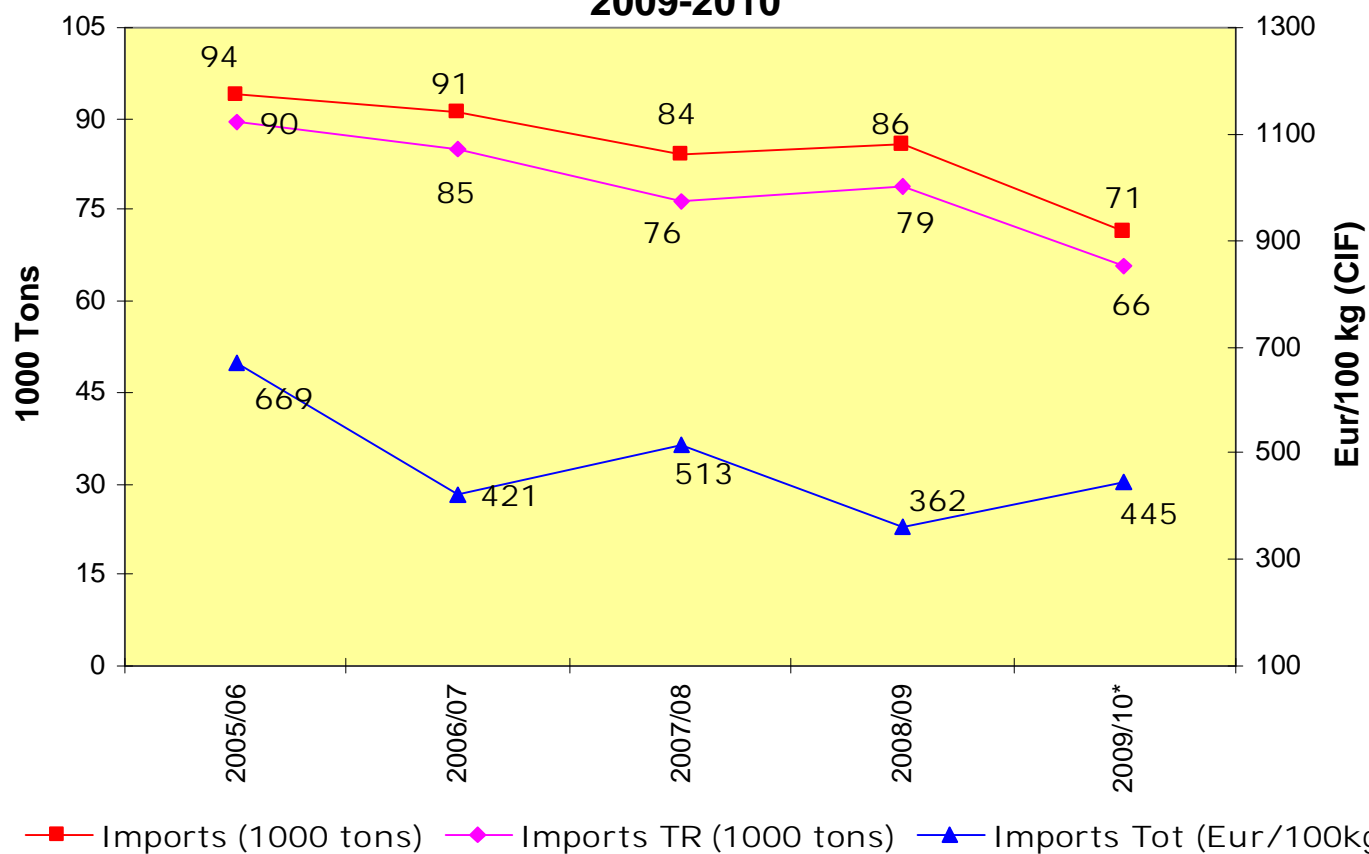


# Imports



European Commission  
Agriculture and Rural Development

**EU-27 Total Imports and Value of Imports per 100 kg from third countries for Processed or Semi-processed Nuts in 2009-2010\***



Source: Comext (extraction 23/09/10)

\* Sept 2009 to Jul 2010

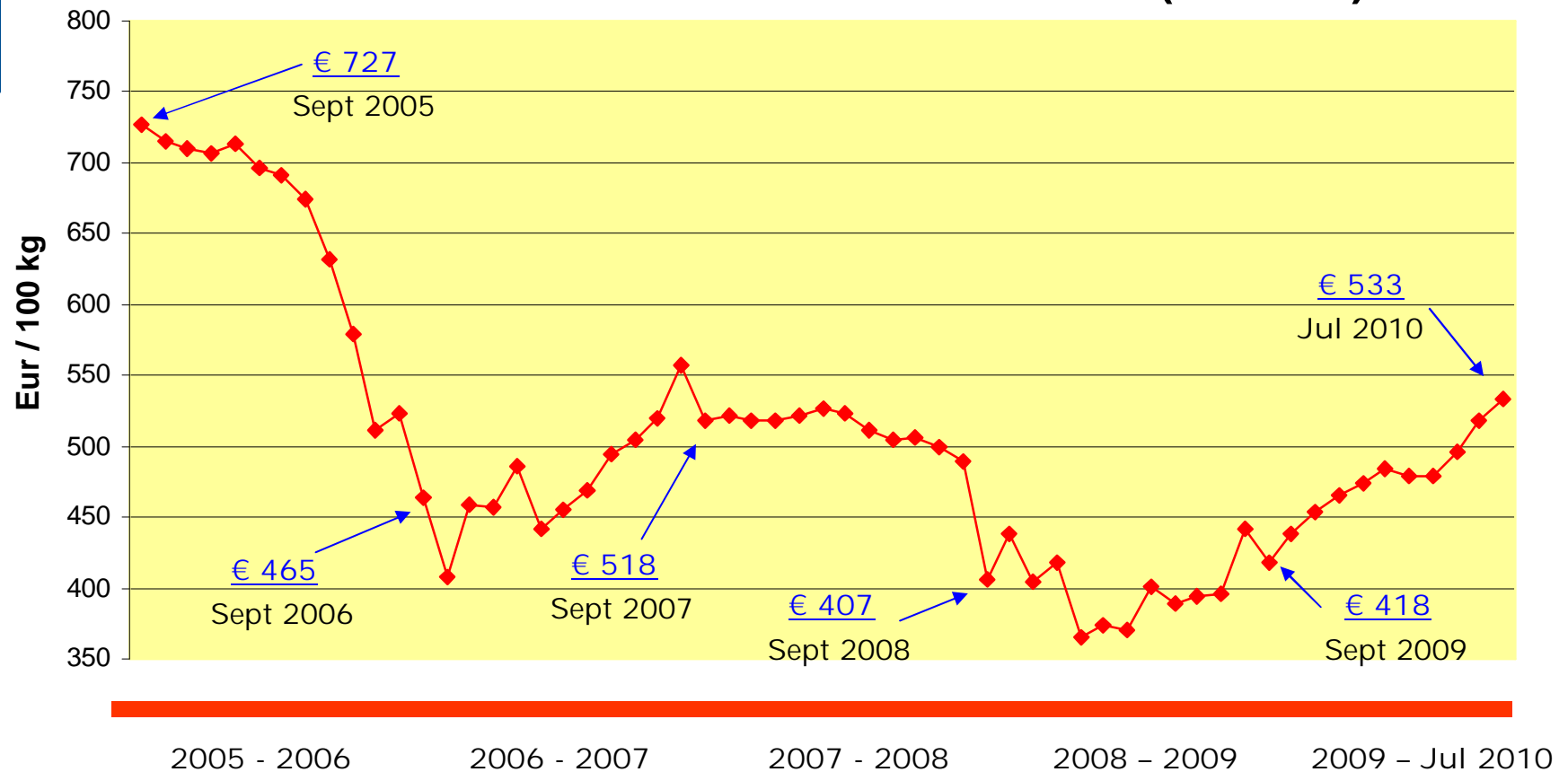



# Imports



European Commission  
Agriculture and Rural Development

## Development of EU-27 Value of Imports per 100 kg of shelled Hazelnuts from third countries (2005-10)



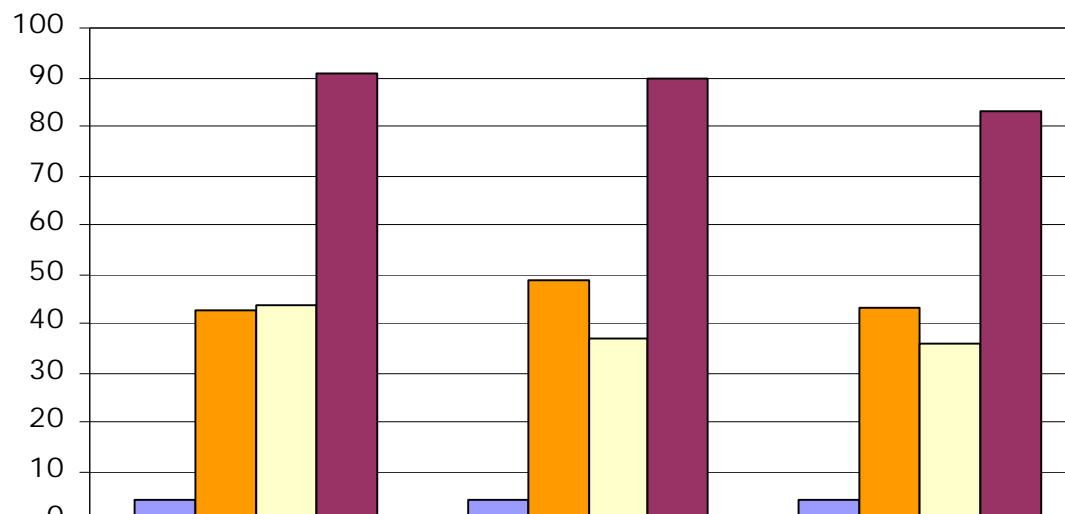


# Intra EU-27 Trade



European Commission  
Agriculture and Rural Development

**Intra - EU 27 Trade of Hazelnuts per type during the period 2007/08 - 2009/10\* (1000 Tons)**



	2007/08	2008/09	2009/10*
■ Hazelnuts In-Shell (CN 0802.21.00)	4	4	4
■ Hazelnuts Shelled (CN 0802.22.00)	43	49	43
■ Processed or Semi-processed Nuts (CN 2008.19.19 + CN 2008.19.95)	44	37	36
■ Total Intra EU-Trade	90,7	89,8	83,0

Source: Comext (extraction 23/09/10)

\* Sept 2009 to Jul 2010

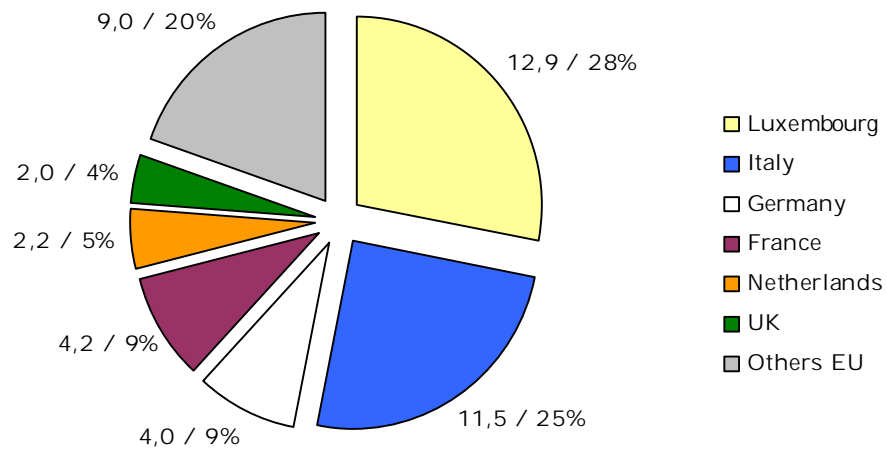


# Intra EU-27 Trade

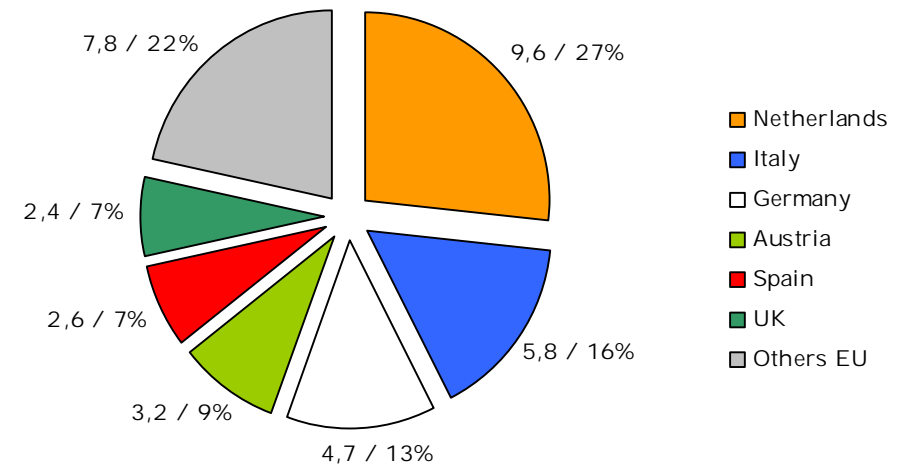


European Commission  
Agriculture and Rural Development

**Imports of shelled hazelnuts from other EU-27 MS  
in 2009/10\* (1000 tons; %)**



**Imports of processed and semi-processed nuts  
from other EU-27 MS in 2009/10\* (1000 tons; %)**



Source: Comext (extraction 23/09/10)

Sept 2009 to Jul 2010

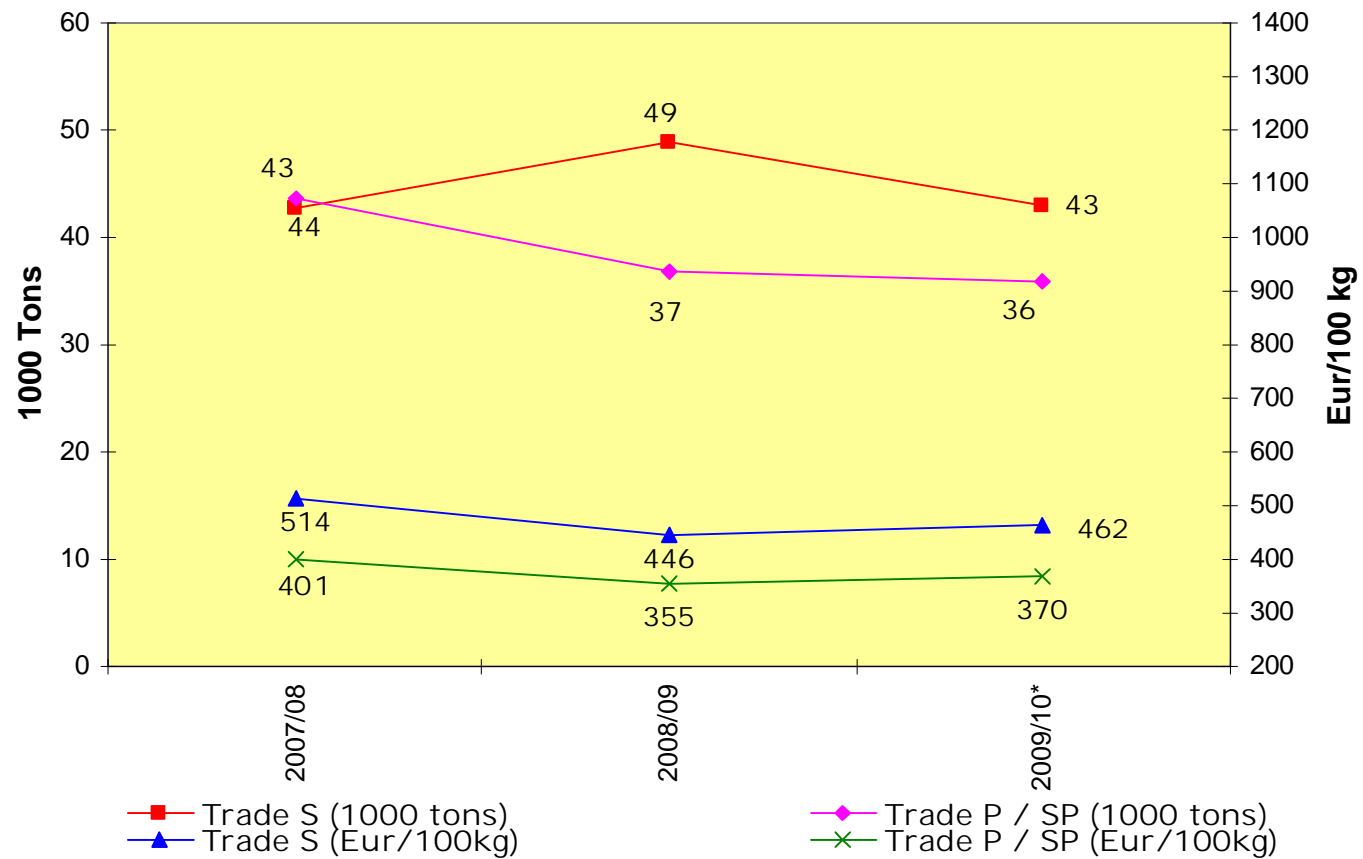


# Intra EU-27 Trade



European Commission  
Agriculture and Rural Development

**Intra EU-27 Trade and Value per 100 kg for Shelled Hazelnuts (S) and Processed / Semi-processed Nuts (P/SP)**



Source: Comext (extraction 23/09/10)

\* Sept 2009 to Jul 2010

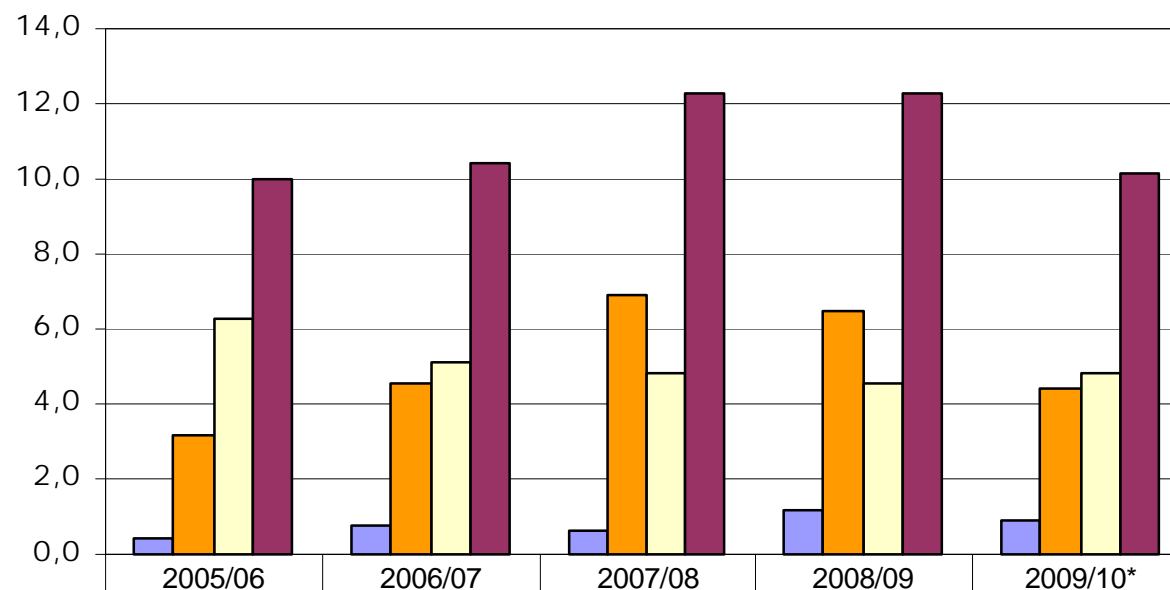


# Exports



European Commission  
Agriculture and Rural Development


**EU-27 Exports of Hazelnuts to third countries per type  
during the period 2005/06 - 2009/10\* (1000 Tons)**



■ Hazelnuts In-Shell (CN 0802.21.00)	0,4	0,8	0,6	1,2	0,9
■ Hazelnuts Shelled (CN 0802.22.00)	3,2	4,5	6,9	6,5	4,4
■ Processed or Semi-processed Nuts (CN 2008.19.19 + CN 2008.19.95)	6,3	5,1	4,8	4,5	4,8
■ Total	10,0	10,4	12,3	12,2	10,2

Source: Comext (extraction 23/09/10)

\* Sept 2009 to Jul 2010

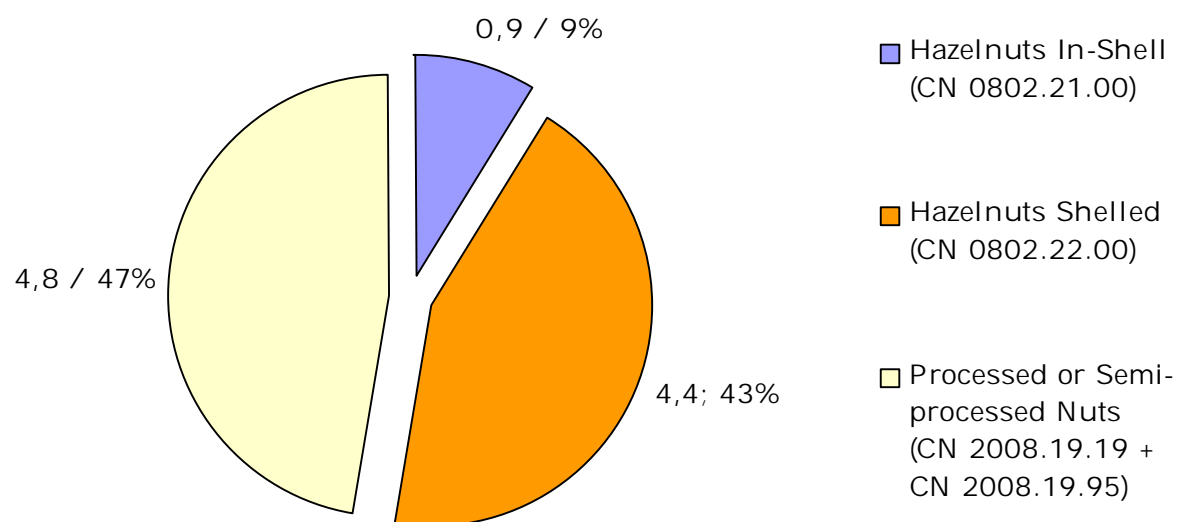


# Exports



European Commission  
Agriculture and Rural Development

## EU-27 Exports of Hazelnuts to third countries per type in 2009/10\* (1000 Tons; %)




Source: Comext (extraction 23/09/10)

\* Sept 2009 to Jul 2010

In 2009/10\* the main export markets in third countries/territories for the EU 27 produce were:

- Norway (31%) and China (21%) for in-shell hazelnuts
- Switzerland (47%) for shelled hazelnuts
- Russia (16%) and Switzerland (14%) for processed/semi processed nuts



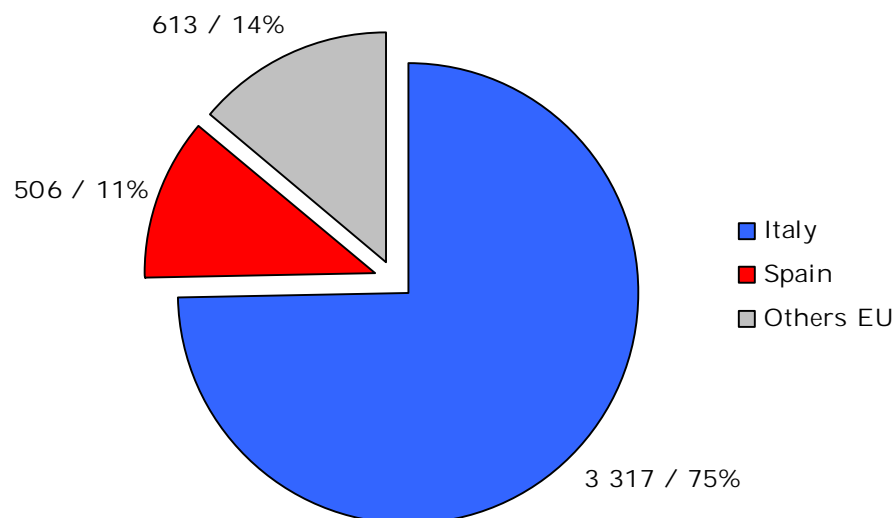


# Exports

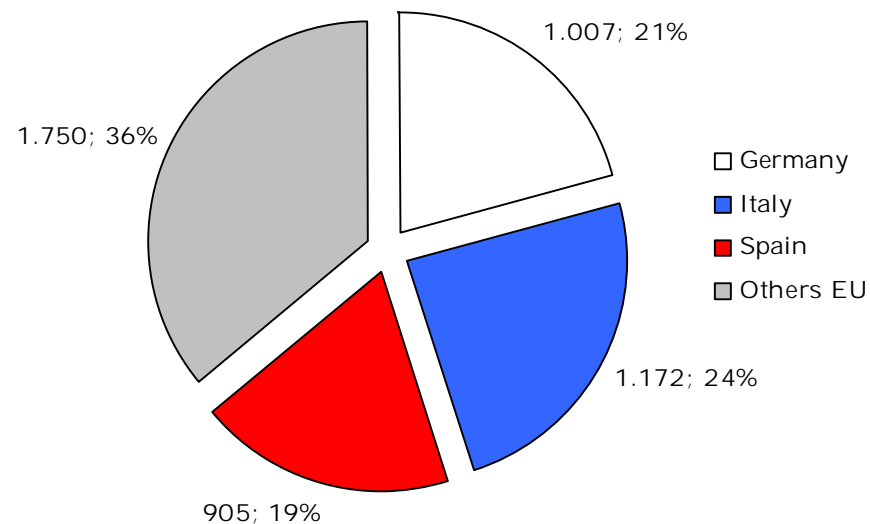


European Commission  
Agriculture and Rural Development

**EU-27 Exports of hazelnuts to third countries (shelled) in 2009/10\* (Tons; %)**



**EU-27 Exports of nuts to third countries (processed and semi-processed) in 2009/10\* (Tons; %)**



Source: Comext (extraction 23/09/10)

\* Sept 2009 to Jul 2010

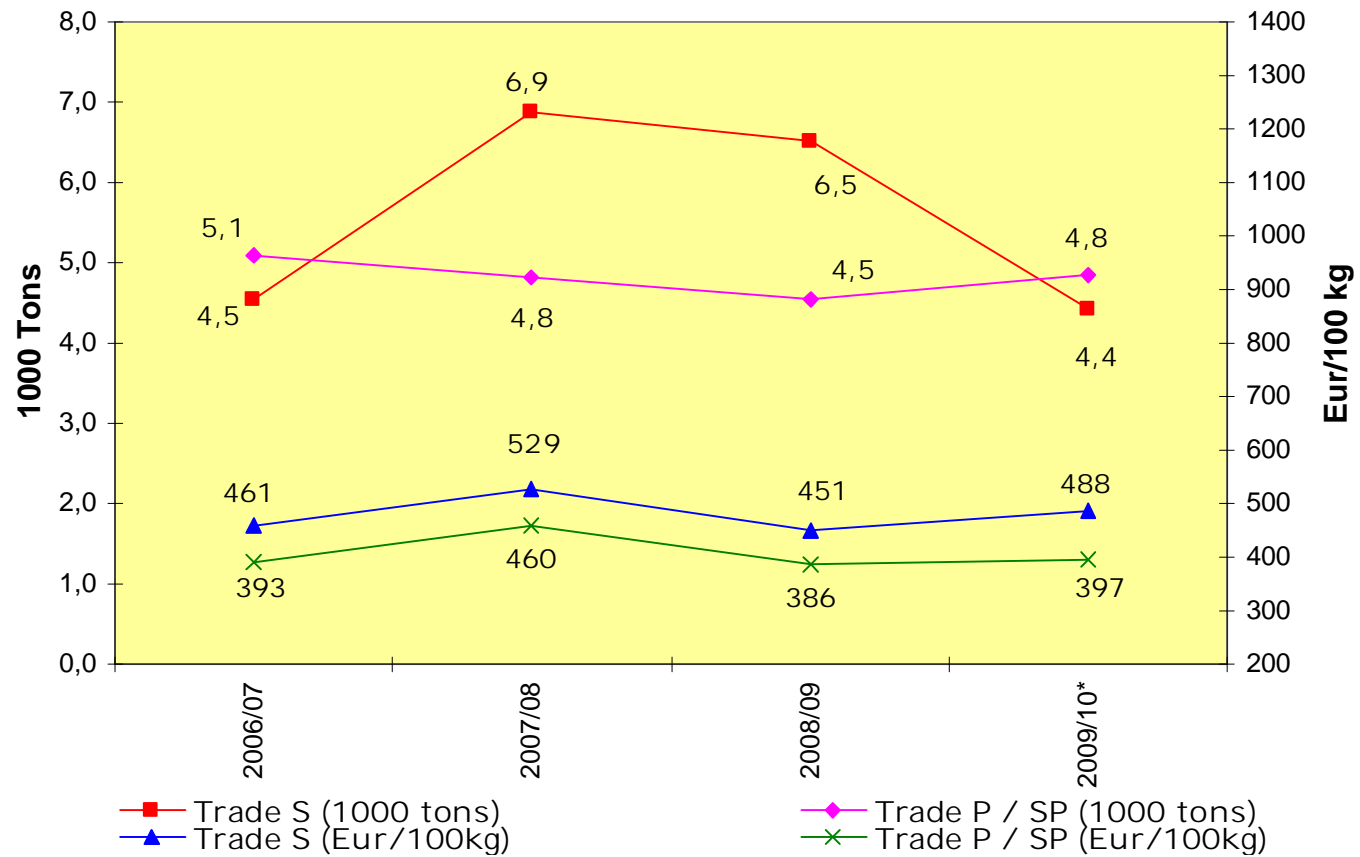


# Exports



European Commission  
Agriculture and Rural Development

**EU-27 Total Exports and Value per 100 kg for Shelled Hazelnuts (S) and Processed / Semi-processed Nuts (P/SP)**



Source: Comext (extraction 23/09/10)

\* Sept 2009 to Jul 2010



European Commission  
Agriculture and Rural Development

**Thank you for your attention!**