



MINISTRY OF ECONOMY

TURKEY-EU COOPERATION SCHEME ON HAZELNUTS

**Annual Consultations
2 October 2015,
Akçakoca**



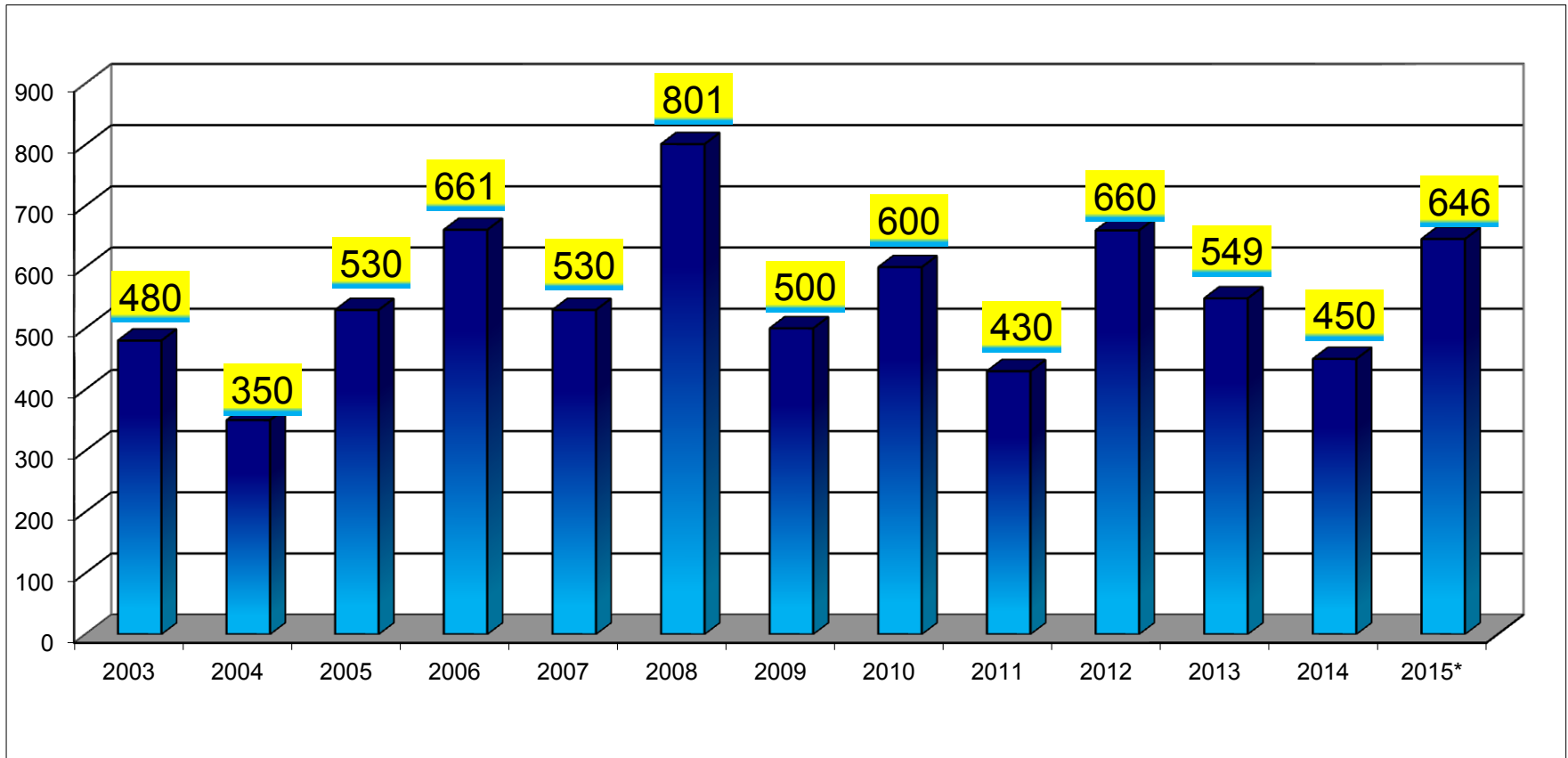
- ❑ Review of the 2014-2015 Campaign and Expectations for the 2015-2016 Campaign
 - Production
 - Prices
 - Exports
 - Consumption

- ❑ EU's Official Controls on Hazelnuts

Review of the 2014-2015 Campaign and Expectations for the 2015-2016 Campaign

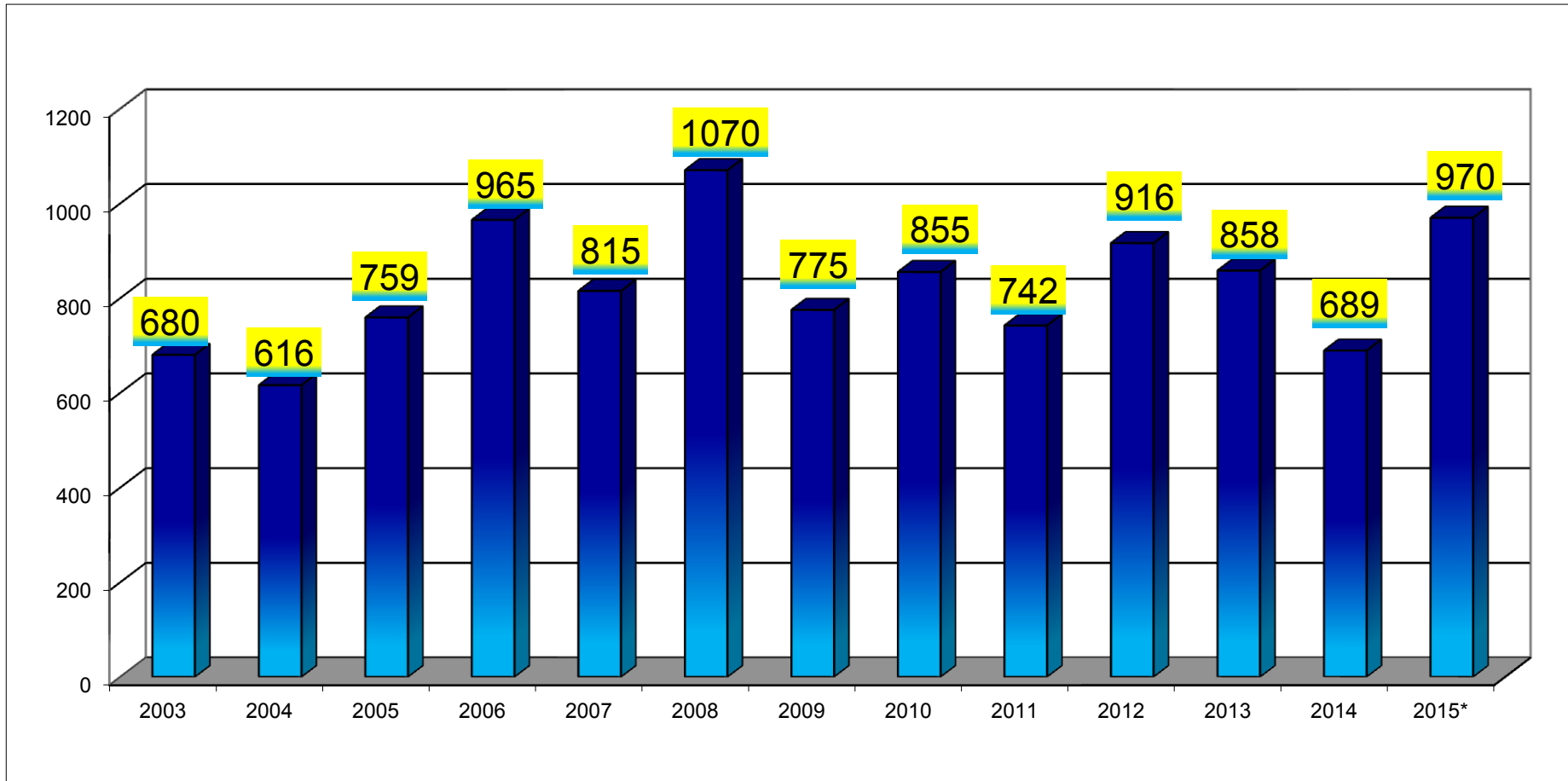


HAZELNUT PRODUCTION IN TURKEY (in shell, 1.000 ton)



Source : Min. of Food, Agriculture and Livestock
(*) 2015/2016 Season Estimate

WORLD HAZELNUT PRODUCTION (in shell, 1.000 ton)

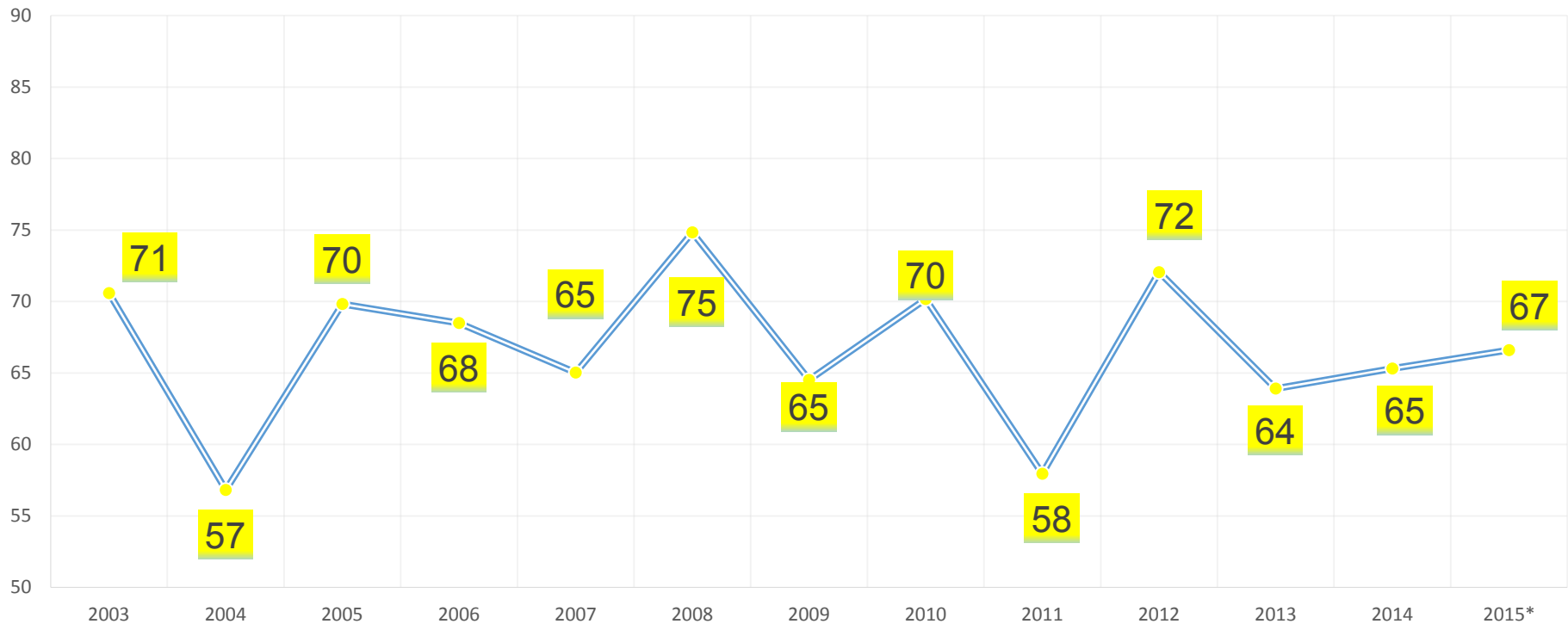


Source: FAOSTAT (Until 2013)

: Min. of Food, Agriculture and Livestock (for TR) and INC (for other countries) (2014,2015)

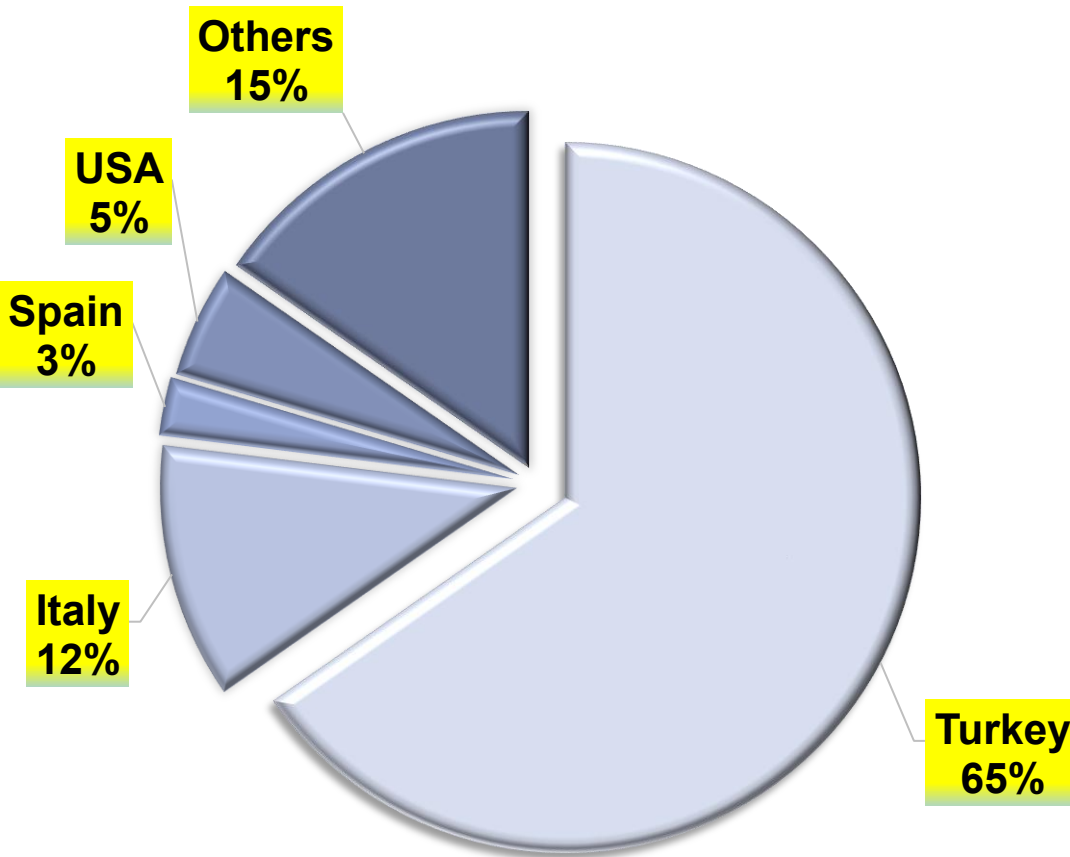
(*) 2015/2016 Estimate

SHARE OF TURKISH HAZELNUT PRODUCTION IN THE WORLD (%)



Source : Min. of Food, Agriculture and Livestock and INC
(*) 2015/2016 Estimate

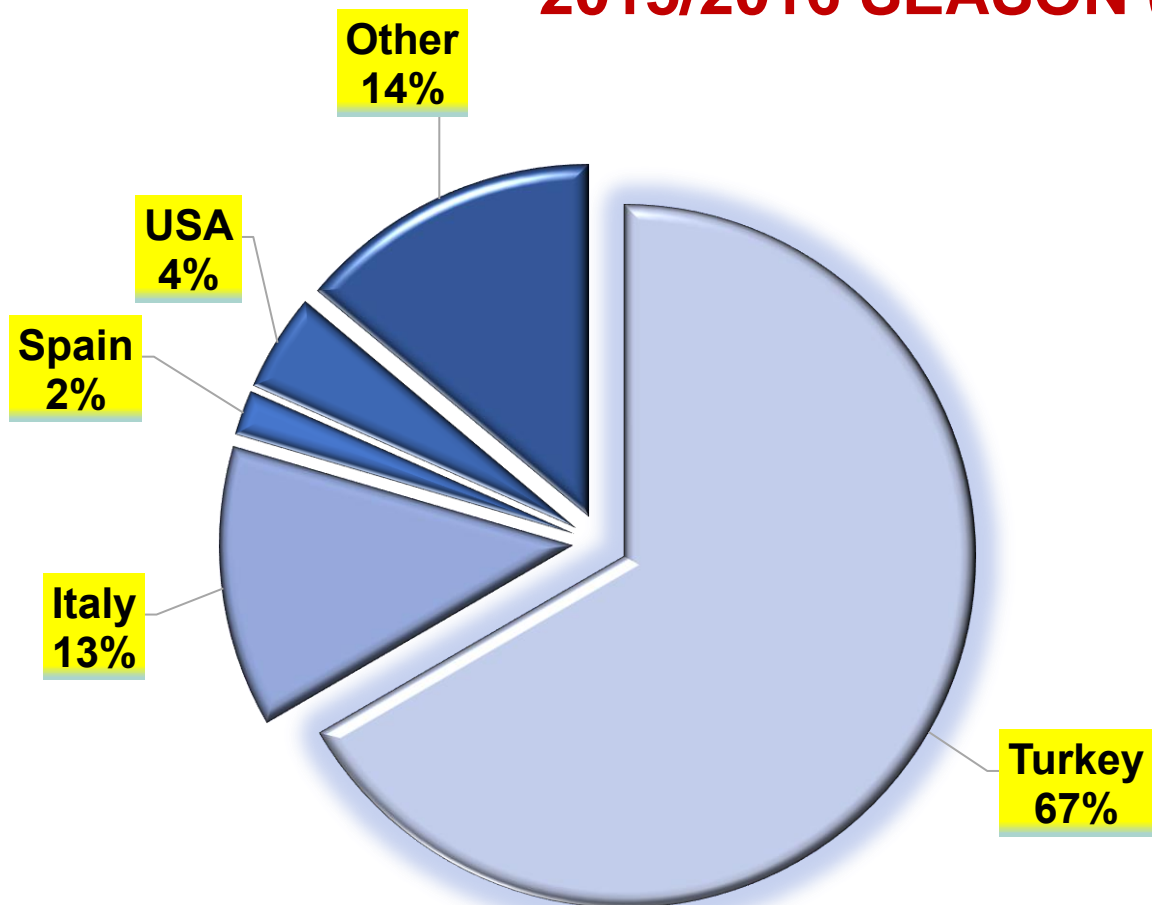
WORLD HAZELNUT (IN SHELL) PRODUCTION IN 2014/2015 SEASON



Turkey	450.000
Italy	80.000
USA	35.000
Spain	18.000
Others	106.000
Total	689.000

Source: MoFAL (Turkey),
INC (Others)

WORLD HAZELNUT (IN SHELL) PRODUCTION IN 2015/2016 SEASON (Estimate)



Turkey	646.000
Italy	125.000
USA	43.500
Spain	20.000
Other	135.000
Total	969.500

Source: MoFAL (Turkey),
INC (Others)

WORLD HAZELNUT PRODUCTION AREA (2014, Hectare)

Country	Production Area (Hectare)
Turkey	701.141
Italy	71.200
Azerbaijan	23.000
Georgia	18.000
Spain	15.000
Chile	15.000
Iran	13.200
USA	12.500
China	12.000
France	4.000
Krgyzstan	1.850
Greece	1.800
Others	15.500
Total	904.191

HAZELNUT (IN SHELL) PRICES IN DOMESTIC MARKET OF TURKEY

(Average Sept. 2014-July 2015, per kg)

Average Price for Hazelnut	15,28 TL	\$6,21	5,34 €
---------------------------------------	-----------------	---------------	---------------

Source : Turkish Statistical Institute
FX Rates : TL, Central Bank of the Republic of Turkey

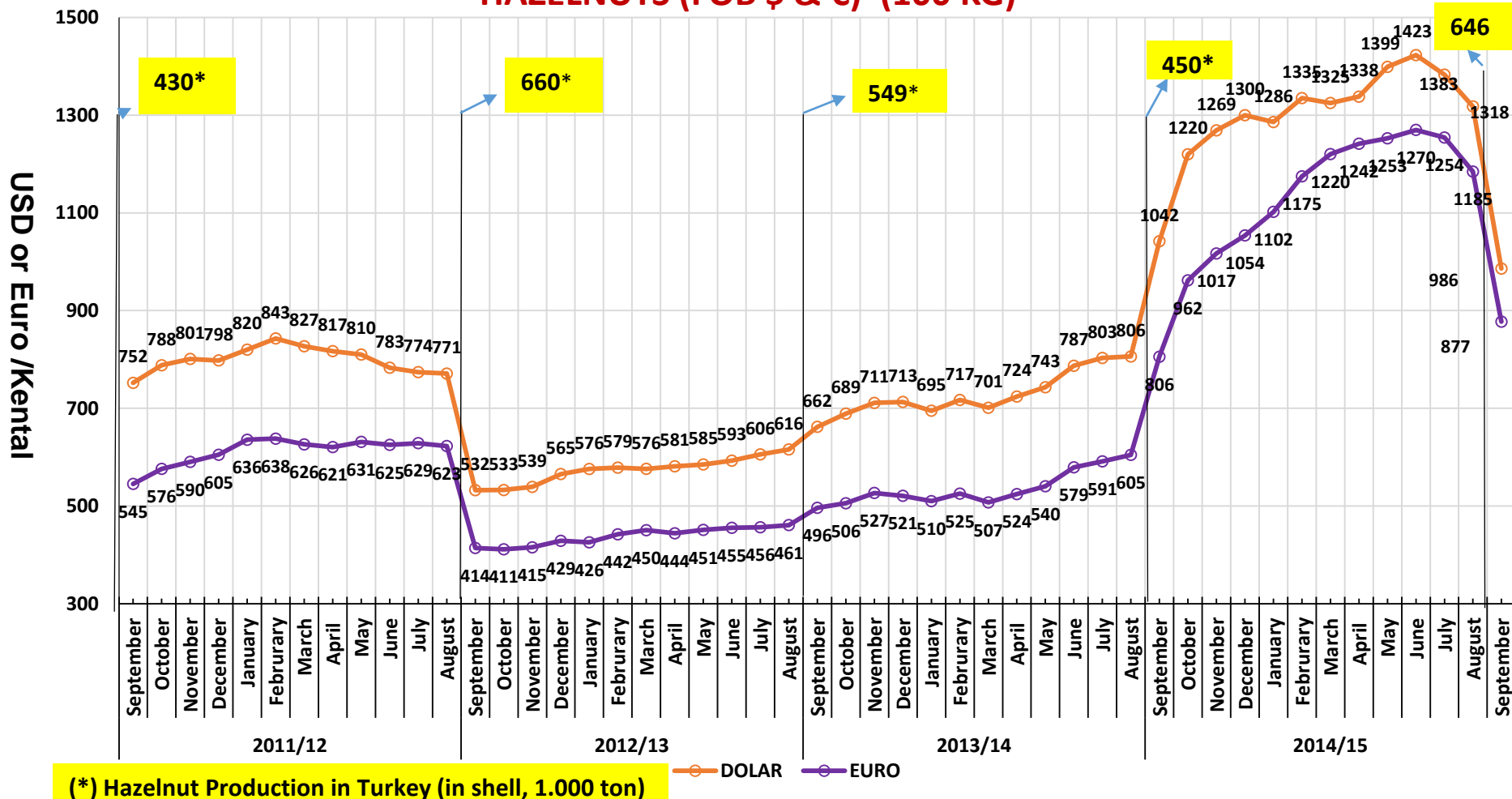
HAZELNUT (IN SHELL) PRICES IN DOMESTIC MARKET OF TURKEY (29 September 2015, per kg)

Levant Quality	11,86 TL	\$3,89	3,48 €
Giresun Quality	12,28 TL	\$4,02	3,60 €

Source : Commodity Exchanges

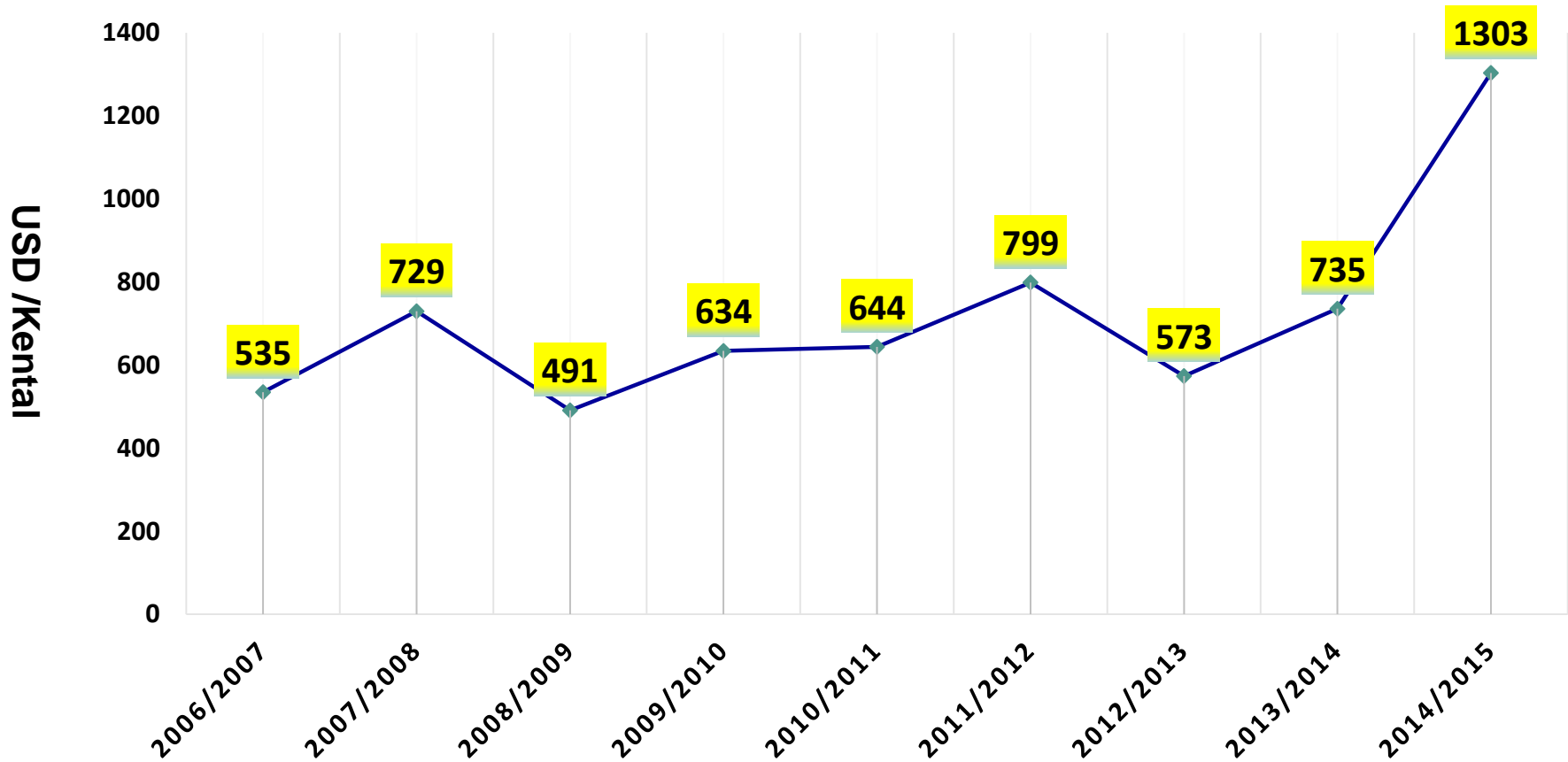
FX Rate : TL, Central Bank of the Republic of Turkey

TURKEY'S AVERAGE MONTHLY EXPORT PRICES FOR STANDARD SHELLLED HAZELNUTS (FOB \$ & €) (100 KG)




Source: Exporters' Associations

TURKEY'S AVERAGE EXPORT PRICES PER SEASON FOR STANDARD SHELLED HAZELNUTS (FOB \$) (100 KG)



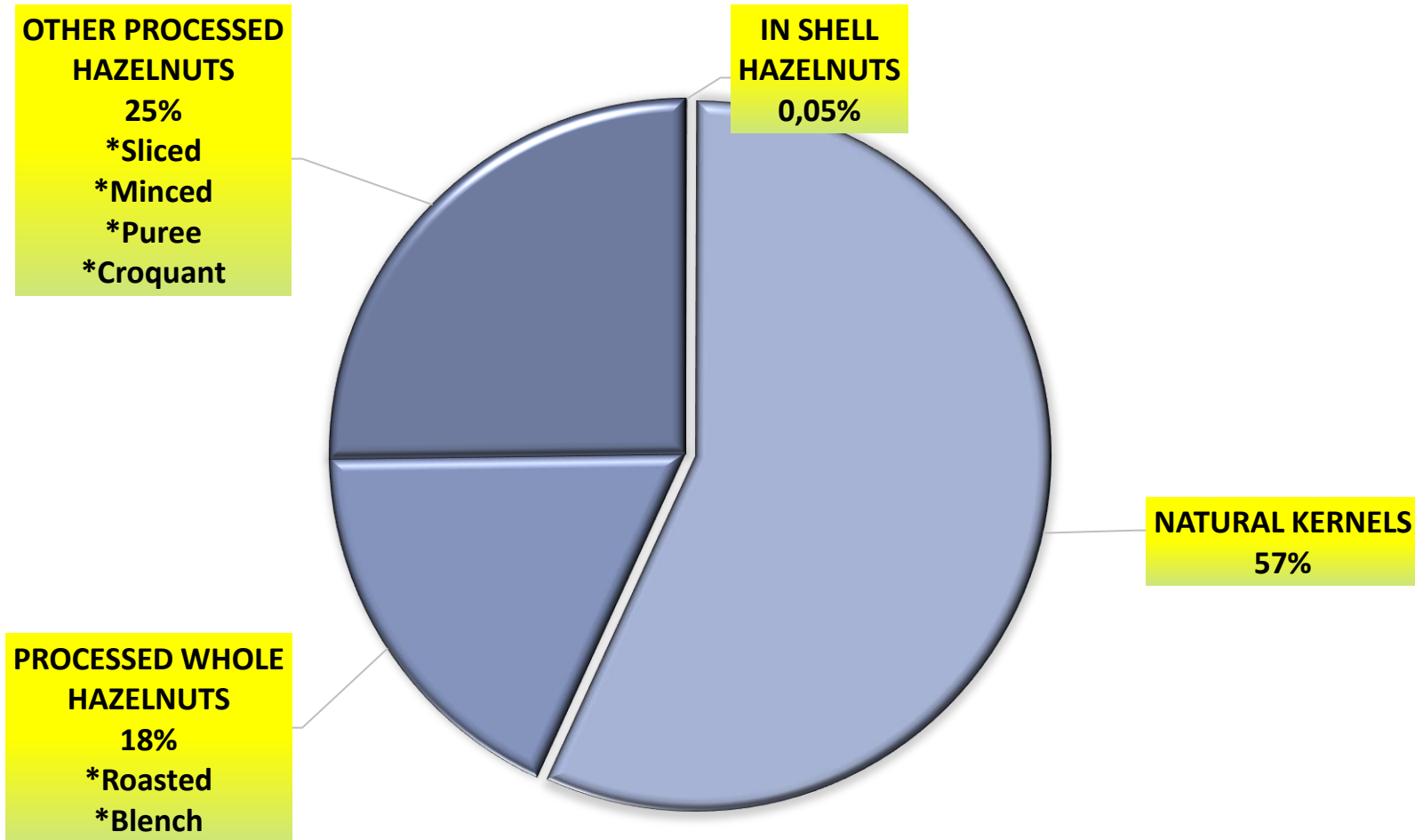


TURKEY'S HAZELNUT EXPORT MARKETS (01.09.2014-31.08.2015)



Source: Exporters' Associations

TURKISH HAZELNUT EXPORTS TO THE WORLD BY PRODUCT GROUPS (01.09.2014-31.08.2015)



Source: Exporters' Associations

WORLD HAZELNUT CONSUMPTION (In Shell, Tons)

<u>YEAR</u>	<u>TURKEY</u>	<u>REST OF THE WORLD</u>	<u>TOTAL</u>
2001	80.000	636.000	716.000
2002	80.000	642.000	722.000
2003	70.000	628.000	698.000
2004	60.000	594.000	654.000
2005	60.000	638.500	698.500
2006	80.000	735.310	815.310
2007	80.000	705.438	785.438
2008	100.000	748.740	848.740
2009	90.000	733.200	823.200
2010	110.000	810.000	920.000
2011	110.000	744.000	854.000
2012	130.000	810.000	940.000
2013	110.000	780.000	890.000
2014	80.000	745.000	825.000
2015*	90.000	770.000	860.000

(*)Estimate

EU's Official Controls on Hazelnuts



Problems encountered by Turkish exporters of hazelnuts at Kapitan Andreevo (Bulgaria)

- ❖ Frequency of controls at Kapitan Andreevo is higher than random level
 - Request of conducting controls at random level
- ❖ Duration of official controls at Kapitan Andreevo causes disruption of trade
 - Request of completion of official controls at a shorter time
- ❖ Compulsory controls (physical and identity checks) at Kapitan Andreevo
 - Art. 9 par. 5 of 884/2014/EU indicates designated points of import (DPI) for those checks
- ❖ Damaged packages during sampling at Kapitan Andreevo
- ❖ 250 Euro loading/unloading fee for each lot

Problems encountered by Turkish exporters of hazelnuts at Kapitan Andreevo (Bulgaria)

❖ SPS Working Group, March 2015

- Frequency of physical controls higher than random level
- 250 Euro loading/unloading fee for each lot
- COM reply:
 - BG phytosanitary checks are in conformity with EU legislation in DG SANTE domain
 - will inform Turkey of BG's reply to Commission letter dated 26.03.2015 on this issue

❖ 47th EU/Turkey Customs Co-operation Committee, March 2015

- Frequency of physical controls higher than random level
- compulsory controls at Kapitan Andreevo
- damaged packages during sampling
- 250 Euro loading/unloading fee for each lot
- COM reply:
 - commitment to raise the matter with the Bulgarian authorities after having received the relevant documents

Problems encountered by Turkish exporters of hazelnuts at Kapitan Andreevo (Bulgaria)

- ❖ We sent a letter to DG TAXUD with relevant documents, April 2015
- ❖ DG TAXUD replied, investigating the issue both internally and with the Bulgarian authorities, April 2015
- ❖ 32nd EC-Turkey Customs Union Joint Committee, April 2015
 - Frequency of physical controls higher than random level
 - damaged packages during sampling
 - 250 Euro loading/unloading fee for each lot
 - COM reply:
 - will inform Turkey after examining the letter from Turkish side and discussing the matter with the Bulgarian authorities
 - Damaged packages matter is in DG SANTE domain

Official Controls at Entry into EU

❖ Acc. to Art. 9 of 884/2014/EU,

«All official controls before the completion of the CED shall be performed within 15 working days from the moment the consignment is offered for import and physically available for sampling at the DPI.»

❖ Risk of moisture at ports

❖ Request of shortening 15 working days

Delisting of hazelnuts from Annex 1 of Commission Implementing Regulation (EU) 884/2014

- ❖ **Aflatoxin controls on hazelnuts imports from Turkey started in 2002**
- ❖ **Frequency of controls: 5% in 2006, 10% in 2010, 5% in 2012, random in 2014**
- ❖ **Turkish Hazelnut:**
 - **2012 FVO Mission Results (Controls of Aflatoxin Contamination):**
 - **Farmers' training on implementation of Good Agricultural Practices**
 - **Risk-based inspections of processors, wholesalers, retailers, importers and exporters of food**
 - **Reinforced controls at all stages to prevent aflatoxin contamination in hazelnuts**
 - **HACCP principles**
 - **High-quality, High-tech facilities**

Information on aflatoxin controls on hazelnuts from Georgia and Azerbaijan

- ❖ **Between 2011-2015, Georgia has received 5 RASFF notifications
Azerbaijan's has received 4 RASFF notifications**
- ❖ **Georgia's exports to European Union is about 19.100 ton in 2013
and 15.000 ton in 2014**
- ❖ **Azerbaijan's exports to European Union is about 4.000 ton in 2013
and 4.700 ton in 2014**



Thank you for your attention!